

PROGRAM

ASIA IRCAD – TAIWAN

INTENSIVE COURSE IN LAPAROSCOPIC GENERAL SURGERY

MARCH 11 - 15, 2024



PRESIDENT

Jacques MARESCAUX

*President, IRCAD/EITS
University Hospital of Strasbourg, France*

CHAIRMAN

黃明和 Min-Ho HUANG

*President, IRCAD Taiwan/AITS
Show Chwan Memorial Hospital,
Changhua, Taiwan*

DEAN

黃士維 Wayne Shih-Wei HUANG

*Dean, IRCAD Taiwan/AITS
Show Chwan Memorial Hospital,
Changhua, Taiwan*

VICE DEAN

林忠葦 Charles Chung-Wei LIN

*Vice Dean, IRCAD Taiwan/AITS
Show Chwan Memorial Hospital,
Changhua, Taiwan*

COURSE DIRECTOR

Bernard DALLEMAGNE

*Consultant, IRCAD/EITS
University Hospital of Strasbourg, France*

Silvana PERRETTA

*Vice President, IRCAD/EITS
University Hospital of Strasbourg, France*

OBJECTIVES

- To provide the basic knowledge required for clinical applications
- To describe all the basic principles (instruments, materials, equipment) & present the most used basic laparoscopic techniques
- Hands-on training sessions to learn or improve performance of basic technical tasks in laparoscopic surgery such as intra-corporeal suturing and knots tying techniques, two-hands coordination for dissection, safe use of energy in laparoscopy
- To describe results & potential complications of laparoscopic procedures

EDUCATIONAL METHODS

- Interactive theoretical and video sessions between faculty & course participants
- Live & pre-recorded operative demonstrations

INVITED INTERNATIONAL FACULTY

- | | |
|--------------------------------|-----------------------------------|
| ✚ Jacques MARESCAUX (France) | ✚ Raymund ONG (Philippines) |
| ✚ Bernard DALLEMAGNE (France) | ✚ Juvie VILLAFLORES (Philippines) |
| ✚ Silvana PERRETTA (Italy) | ✚ Barlian SUTEDJA (Indonesia) |
| ✚ Miguel MENDOZA (Philippines) | ✚ Imam SOFII (Indonesia) |

INVITED TAIWAN FACULTY

- | | |
|---|-----------------------------|
| ✚ 陳自諒 William Tzu-Liang CHEN – 中國醫藥大學新竹附設醫院 | 秀傳醫療體系 |
| ✚ 柯道維 Tao-Wei KE – 中國醫藥大學附設醫院 | ✚ 黃士維 Wayne Shih-Wei HUANG |
| | ✚ 林忠葦 Charles Chung-Wei LIN |
| | ✚ 吳鴻昇 James Hurng-Sheng WU |
| | ✚ 李岳聰 Yueh-Tsung LEE |
| | ✚ 吳其翔 Jungle Chi-Hsiang WU |
| | ✚ 林建華 Michael Chien-Hua LIN |
| | ✚ 歐金俊 Jing-Jim OU |
| | ✚ 周德敖 Dev-Aur CHOU |
| | ✚ 傅軍毓 Chun-Yu FU |
| | ✚ 蘇啟成 Khay-Seng SOH |
| | ✚ 蘇峻民 Jimmy Chun-Min SU |

INFO 相關資訊：

微創中心課程負責人 Course Manager	柯宜汝 Sara 0937-929-310
Location	彰濱秀傳亞洲遠距微創手術中心 IRCAD-Taiwan (Asian Institute of TeleSurgery)
Address	505 彰化縣鹿港鎮鹿工路 6-1 號 No. 6-1, Lugong Rd., Lukang Township, Changhua County, 505
Tel	+886-4-781-2988

HOTEL 住宿：

特約飯店資訊 Hotel Info	鹿港永樂酒店 UNION HOUSE Lukang
Address	505 彰化縣鹿港鎮三民路 152 號 No. 152, Sanmin Road, Lukang Township, Changhua County, 505
Tel	Tel: +886-4-776-2999

Day 1 - Monday, March 11th, 2024

08.10 am Faculty & Participant Shuttlebus from Hotel to IRCAD-Taiwan

08.30 am Registration & Take Photo for Course Booklet

THEORETICAL SESSION – 1F Auditorium

09.00 am **Welcome to participants & Pre-course evaluation w/voting system** **J. MARESCAUX & W. HUANG**

Chairmen: TBD

09.10-10.00 **Laparoscopic Equipment**

- + Organization and laparoscopes, cameras, insufflators...
- + New imaging modalities
- + Instruments
- + Surgical energy: principles and devices for electrosurgery and modern tissue fusion

10.05-10.55 **Basic Principles of Laparoscopic Surgery**

- + Operating room set-up
- + Review of the techniques of access to the peritoneal cavity
- + Trocar characteristics, risks, safe manipulation and positioning

11.00-11.30 Coffee Break (1F Cafeteria)
– Registration for University Diploma at Reception Desk

Chairmen: TBD

11.30-12.10 **Laparoscopic Suturing**, Sewing, Knot Tying

黃士維 W. HUANG

Laparoscopic Surgery for Abdominal Emergencies

12.15-12.35 + Laparoscopy in peritonitis & Acute appendicitis

J. VILLAFLORES

12.35-13.55 + Acute cholecystitis

R. ONG

Group Photo (1F Cafeteria)

13.00-14.00 Lunch (1F Cafeteria)

13.00-13.20 PRE-LAB SESSION IN AUDITORIUM

TBD

- + Description of the lab rules

EXPERIMENTAL SESSION (Option B: Suture - Dry & Ex-vivo) – 3F Laboratory

14.00-16.00 Hands-On Session on Dry Box - Pad: One participant per station

Training Procedures:

- ✚ Picking up of needle
- ✚ Adjustment of needle angles
- ✚ Driving through the needles right hand / left hand
- ✚ Pulley method
- ✚ Knot tying
- ✚ Right hand only rotation
- ✚ Proper tightening of knot
- ✚ Continuous knot formation

16.00-18.00 Hands-On Session on Ex-vivo Tissue: Two participant per station

Training Procedures:

- ✚ Gastrojejunostomy
 - ✚ Jejunojejunostomy
- Additional practice if have time:
- ✚ Choledochojejunostomy
 - ✚ Pancreaticojejunostomy
 - ✚ Bleeding control suture

18.00 pm End of session

18.15 pm Faculty & Participant Shuttlebus from IRCAD-Taiwan to Congress Dinner

18.30 pm Congress Dinner

Day 2 - Tuesday, March 12th, 2024

07.45 am Faculty & Participant Shuttlebus from Hotel to IRCAD-Taiwan

LIVE SURGERY – 1F Auditorium

Chairmen: TBD

08.15-08.30 Evaluation of the previous day

08.30-10.00 **LIVE OR PRE-RECORDED OPERATIVE DEMONSTRATIONS**

TAPP & TEP Inguinal Hernia Repair

- ✚ TAPP Trans Abdominal Pre-Peritoneal technique
- ✚ TEP Totally Extra Peritoneal technique (case to be determined)

THEORETICAL SESSION – 1F Auditorium

Chairmen: TBD

Laparoscopic Hernia Repair

- 10.00-10.15 ✚ Laparoscopic anatomy of inguinal hernia repair
- 10.20-10.35 ✚ Rationale of the laparoscopic approach (TAPP, TEP)
- 10.40-10.55 ✚ Ventral and incisional hernia: updated indications and techniques

11.00-11.55 **Laparoscopic Biliary Surgery**

- ✚ Basic principles of laparoscopic cholecystectomy: critical view of safety
- ✚ Tips and tricks for acute cholecystitis
- ✚ Safety in laparoscopic cholecystectomy: how to prevent bile duct injury
- ✚ Laparoscopic common bile duct exploration

12.00-13.00 Lunch (1F Cafeteria)
– Last day to register for University Diploma at Reception Desk

13.00-13.20 PRE-LAB SESSION IN AUDITORIUM

TBD

- ✚ Anatomy of the animal
- ✚ Surgical procedures

EXPERIMENTAL SESSION (Option B: Porcine) – 3F Laboratory

13.30-17.30 Hands-On Session on Live Tissue: Two participant per station

Objectives: Basic principles and techniques

- + Accesses, insufflation, positioning of trocars
- + Exposure – dissection – stitching
- + Tissue approximation, knot tying, and stapling

Training Procedures:

- + TAPP inguinal hernia repair
- + Small bowel resection and anastomoses
- + Gastrojejunostomy
- + Stapled gastrojejunostomy
- + Dissection of the common bile duct and liver pedicle
- + T-tube insertion – CBD suturing
- + Cholecystectomy

17.30 pm End of session

17.45 pm Faculty & Participant Shuttlebus from IRCAD-Taiwan to Hotel
Evening Free

Day 3 - Wednesday, March 13th, 2024



07.45 am Faculty & Participant Shuttlebus from Hotel to IRCAD-Taiwan

LIVE SURGERY – 1F Auditorium

Chairmen: TBD

08.15-08.30 Evaluation of the previous day





LIVE OR PRE-RECORDED OPERATIVE DEMONSTRATIONS

- 08.30-09.00  PEH repair
- 09.00-11.30  Laparoscopic Gastrectomy
(case to be determined)


THEORETICAL SESSION – 1F Auditorium

Chairmen: TBD
TBD

Foregut Surgery

- 10.30-10.45  Surgery for GERD and Hiatal Hernia
- 10.50-11.05  Achalasia
- Laparoscopic Heller Myotomy
 - Per Oral Endoscopic Myotomy (POEM)
- 11.10-11.25  Partial Gastrectomy for benign disease: tips and trick
- 11.30-12.25  Radical Gastrectomy for Cancer
- Total Gastrectomy
 - Distal Gastrectomy

12.30-13.30 Lunch (1F Cafeteria)





13.30-13.50 PRE-LAB SESSION IN AUDITORIUM
 Description of the surgical procedures

林忠葦 C. LIN

EXPERIMENTAL SESSION (Option B: Porcine) – 3F Laboratory

14.00-18.00 Hands-On Session on Live Tissue: Two participant per station

Training Procedures:

-  Gastrojejunostomy-Stapling
-  Fundoplication
-  Choledocojejunostomy
-  Splenectomy

18.00 End of session

18.15 Faculty & Participant Shuttlebus from IRCAD-Taiwan to Hotel
Evening Free

Day 4 - Thursday, March 14th, 2024




07.45 am Faculty & Participant Shuttlebus from Hotel to IRCAD-Taiwan

LIVE SURGERY – 1F Auditorium



Chairmen: TBD

08.15-08.30 Evaluation of the previous day

LIVE OR PRE-RECORDED OPERATIVE DEMONSTRATIONS


- 08.30-09.00  Endoscopic sleeve gastropasty
 TORe after GBP
 09.00-11.30  Laparoscopic sleeve Gastrectomy
 (case to be determined)

THEORETICAL SESSION – 1F Auditorium

- 10.10-11.05 **Bariatric and Metabolic Surgery** TBD
 Tailored approach: gastric banding, sleeve gastrectomy, and gastric bypass
 Management of complications S PERRETTA
 Group Picture (1F Auditorium)

11.10-11.40 Coffee Break (1F Cafeteria)

Chairmen: TBD

- 11.40-12.15 **Pancreatic Surgery** TBD
 From diagnosis to pancreatectomy

- 12.20-12.55 **Laparoscopic Hepatic Surgery**: a stepwise approach 林忠葦 C. LIN




13.00-14.00 Lunch (1F Cafeteria)

- 14.00-14.20 PRE-LAB SESSION IN AUDITORIUM 林忠葦 C. LIN
 Description of the surgical procedures


EXPERIMENTAL SESSION (Option B: Porcine) – 3F Laboratory

14.30-18.30 Hands-On Session on Live Tissue: Two participant per station

Training Procedures:

-  Dissection of the hepatic pedicle
 Partial liver resection
 Liver segmentectomy

Strasbourg University Diploma:

- Proficiency Test (Only for enrolled candidates)
 Validating procedure: small bowel resection / anastomoses

S. PERRETTA
 (3F Laboratory)

18.30 End of session

18.45 Faculty & Participant Shuttlebus from IRCAD-Taiwan to Hotel
Evening Free

Day 5 - Friday, March 15th, 2024

07.45 am Faculty & Participant Shuttlebus from Lugang UNION HOUSE Hotel to IRCAD-Taiwan

LIVE SURGERY – 1F Auditorium

		<u>Chairmen:</u> TBD
08.15-08.30	Evaluation of the previous day	
08.30-10.30	<u>LIVE OR PRE-RECORDED OPERATIVE DEMONSTRATIONS</u>	
	✚ Laparoscopic Colorectal Surgery (case to be determined)	
	✚ Robotic Liver Surgery	
10.30-11.00	Coffee Break (1F Cafeteria)	
		<u>Chairmen:</u> TBD
	<u>Colorectal Surgery</u>	
11.00-11.55	✚ Surgical techniques, tips and tricks in colectomy	TBD
	✚ Laparoscopic right and left colectomy	
	✚ TME total mesorectal excision in rectal cancer	
	✚ Transanal TME and TEM	
	✚ Prevention and management of complications	
12.00-13.00	<u>Strasbourg University Diploma:</u> Proficiency Test (Only for enrolled candidates)	S. PERRETTA (1F Auditorium)
	✚ Multiple choice questions	
12.00-13.30	Lunch (1F Cafeteria)	

THEORETICAL SESSION – 1F Auditorium

		<u>Chairmen:</u> TBD
13.30-14.25	<u>Endocrine Surgery</u>	TBD
	✚ Mini invasive, robotic, and transoral thyroidectomy and parathyroidectomy	
	✚ Laparoscopic and robotic adrenalectomy	
15.15-15.55	<u>THE FUTURE OF SURGERY IS FLEXIBLE</u>	S. PERRETTA
16.00 pm	End of the course Evaluation of the day at reception desk (1F) Delivery of certificate of attendance Strasbourg University Diplomas for successful candidates will be mailed directly by France	

16.15 pm Participant & Faculty Shuttlebus from IRCAD-Taiwan to Hotel & Taichung HSR Station

彰濱秀傳醫療園區地圖 Map of Chang Bing Show Chwan Health Park



Restaurant 餐廳 :	Tel 電話 :	Address 地址 :
LeeLi's	+886-4-777-1822	鹿港鎮興化街 40-1 號
海味珍海鮮餐廳 Hai Wei Zhen Seafood	+886-4-778-6442	鹿港鎮鹿東路二段 173 號
木生海鮮會館 Mu Sheng Seafood	+886-4-776-4072	鹿港鎮自由路 77 號
王罔麵線糊 Wang Wang Noodle Paste	+886-958-629-960	鹿港鎮民族路 268 號
永香民俗小吃 Yong Xiang Taiwan Snack	+886-4-778-7464	鹿港鎮金門巷 55 號
掬翠拾煙蔬食創作料理 (素) Ju Cui Shi Yan (Vegetarian)	+886-4-778-9112	鹿港鎮金盛巷 10 號
勝豐吧 Sheng Feng Bar	+886-958-336- 211	鹿港鎮民族路 131 號