

PROGRAM

ASIA IRCAD – TAIWAN

INTENSIVE COURSE IN LAPAROSCOPIC GENERAL SURGERY

MARCH 24 - 28, 2025



PRESIDENT

Jacques MARESCAUX

*President, IRCAD/EITS
University Hospital of Strasbourg, France*

CHAIRMAN

黃明和 Min-Ho HUANG

*President, IRCAD Taiwan/AITS
Show Chwan Memorial Hospital,
Changhua, Taiwan*

DEAN

黃士維 Wayne Shih-Wei HUANG

*Dean, IRCAD Taiwan/AITS
Show Chwan Memorial Hospital,
Changhua, Taiwan*

VICE DEAN

林忠葦 Charles Chung-Wei LIN

*Vice Dean, IRCAD Taiwan/AITS
Show Chwan Memorial Hospital,
Changhua, Taiwan*

COURSE DIRECTOR

Bernard DALLEMAGNE

*Consultant, IRCAD/EITS
University Hospital of Strasbourg, France*

Silvana PERRETTA

*Vice President, IRCAD/EITS
University Hospital of Strasbourg, France*













OBJECTIVES

- To provide the basic knowledge required for clinical applications
- To describe all the basic principles (instruments, materials, equipment) & present the most used basic laparoscopic techniques
- Hands-on training sessions to learn or improve performance of basic technical tasks in laparoscopic surgery such as intra-corporeal suturing and knots tying techniques, two-hands coordination for dissection, safe use of energy in laparoscopy
- To describe results & potential complications of laparoscopic procedures


EDUCATIONAL METHODS

- Interactive theoretical and video sessions between faculty & course participants
- Live & pre-recorded operative demonstrations

INVITED INTERNATIONAL FACULTY

 Bernard DALLEMAGNE (Belgium)	 (Ike) Miguel C. MENDOZA (Philippines)
 Silvana PERRETTA (Italy)	 Barlian SUTEDJA (Indonesia)
 Lee L. SWANSTRÖM (USA)	 Mohit BHANDARI (India) (Online)
 岩本 耕一 Koichi IWAMOTO (李 相雄 이 상웅 Sang Woong LEE) (Japan)	 Pietro RIVA (Italy)
 趙偉仁 Philip Wai Yan CHIU (Hong Kong)	 鈴木 和光 Kazumitsu SUZUKI (Japan)
 (Jimi) Akinoso Ebunoluwa Olujimi COKER (Africa)	 Mennold Archee Paligar REDOTA (Philippines)

INVITED TAIWAN FACULTY

 陳建志 Chien-Chih CHEN – 和信治癌中心醫院	秀傳醫療體系
 雷浩然 Hao-Jan LEI – 臺北榮民總醫院	 黃士維 Wayne Shih-Wei HUANG
 曾展緯 Chan-Wei Tseng – 臺北榮民總醫院	 林忠葦 Charles Chung-Wei LIN
 施沐嫻 Mu-Shan Shih – 臺北榮民總醫院	 吳其翔 Jungle Chi-Hsiang WU
	 林建華 Michael Chien-Hua LIN
	 歐金俊 Jing-Jim OU

ASIA IRCAD – TAIWAN

INTENSIVE COURSE IN LAPAROSCOPIC GENERAL SURGERY

MARCH 24 - 28, 2025

交通車時刻表 Shuttlebus Time Schedule	
出發時間 Departure Time	路線 Route
Day 1: March 24 (星期一 Monday)	
08.10	鹿港永樂酒店 → 彰濱秀傳微創手術中心 Union House Lukang → IRCAD-Taiwan
18.30	彰濱秀傳微創手術中心 → 大會晚宴 / 鹿港永樂酒店 IRCAD-Taiwan → Congress Dinner / Union House Lukang
20.45	大會晚宴 → 樂活紓壓俱樂部 Congress Dinner → Lohas Relaxing Club Lukang
Day 2: March 25 (星期二 Tuesday)	
08.00	鹿港永樂酒店 → 彰濱秀傳微創手術中心 Union House Lukang → IRCAD-Taiwan
18.15 PARTICIPANT	彰濱秀傳微創手術中心 → 鹿港永樂酒店 IRCAD-Taiwan → Union House Lukang
18.15 FACULTY	彰濱秀傳微創手術中心 → 教授晚宴 → 鹿港永樂酒店 IRCAD-Taiwan → Faculty Dinner → Union House Lukang
Day 3: March 26 (星期三 Wednesday)	
08.00	鹿港永樂酒店 → 彰濱秀傳微創手術中心 Union House Lukang → IRCAD-Taiwan
18.45	彰濱秀傳微創手術中心 → 鹿港永樂酒店 IRCAD-Taiwan → Union House Lukang
Day 4: March 27 (星期四 Thursday)	
08.00	鹿港永樂酒店 → 彰濱秀傳微創手術中心 Union House Lukang → IRCAD-Taiwan
18.15	彰濱秀傳微創手術中心 → 鹿港永樂酒店 IRCAD-Taiwan → Union House Lukang
Day 5: March 28 (星期五 Friday)	
08.00	鹿港永樂酒店 → 彰濱秀傳微創手術中心 Union House Lukang → IRCAD-Taiwan
14.55	彰濱秀傳微創手術中心 → 鹿港永樂酒店 → 高鐵台中站 IRCAD-Taiwan → Union House Lukang → Taichung HSR Station

*如需放置行李，櫃台後方設有行李間，請當日退房後帶至中心。

Luggage storage is available at IRCAD-Taiwan. You may bring your luggage to IRCAD after check-out.

* 自行開車者，可將車輛停放於醫院內停車格，於課程結束後至櫃檯領取免費停車卷。

Parking lot is available next to IRCAD-Taiwan, please kindly collect parking ticket from our front desk.

* 需要計程車接送者，請提前告知我們工作人員，方便為您安排。

If taxi is needed, please let us know ahead of time.

微創中心課程負責人 Course Manager	柯宜汝 Sara 0937-929-310
Location	彰濱秀傳亞洲遠距微創手術中心 IRCAD-Taiwan (Asian Institute of TeleSurgery)
Address	505 彰化縣鹿港鎮鹿工路 6-1 號 No. 6-1, Lugong Rd., Lukang Township, Changhua County, 505
Tel	+886-4-781-2988
特約飯店資訊 Hotel Info	鹿港永樂酒店 UNION HOUSE Lukang
Address	505 彰化縣鹿港鎮三民路 152 號 No. 152, Sanmin Road, Lukang Township, Changhua County, 505
Tel	Tel: +886-4-776-2999
特約飯店資訊 Hotel Info	樂活紓壓俱樂部 LOHAS RELAXING CLUB Lukang
Address	505 彰化縣鹿港鎮鹿工路 6 號 (彰濱秀傳心理健康大樓 2F) 2F, No. 6-2, Lugong Road, Lukang Township, Changhua County, 505 (Chang Bing Show Chwan Memorial Hospital, Mental Health Building 2F)
Tel	+886-4-781-1163

彰濱秀傳醫療園區地圖

Map of Chang Bing Show Chwan Health Park



Restaurant 餐廳 :	Tel 電話 :	Address 地址 :
LeeLi's	+886-4-777-1822	鹿港鎮興化街 40-1 號
海味珍海鮮餐廳 Hai Wei Zhen Seafood	+886-4-778-6442	鹿港鎮鹿東路二段 173 號
木生海鮮會館 Mu Sheng Seafood	+886-4-776-4072	鹿港鎮自由路 77 號
王罔麵線糊 Wang Wang Noodle Paste	+886-958-629-960	鹿港鎮民族路 268 號
永香民俗小吃 Yong Xiang Taiwan Snack	+886-4-778-7464	鹿港鎮金門巷 55 號
掬翠拾煙蔬食創作料理 (素) Ju Cui Shi Yan (Vegetarian)	+886-4-778-9112	鹿港鎮金盛巷 10 號
勝豐吧 Sheng Feng Bar	+886-958-336- 211	鹿港鎮民族路 131 號

Day 1 - Monday, March 24th, 2025





08.20 am Faculty & Participant Shuttlebus from Hotel to IRCAD-Taiwan

08.40 am Registration & Take Photo for Course Booklet




THEORETICAL SESSION – 1F Auditorium

09.00 am **Welcome to participants** 黃士維 W. HUANG
& Pre-course evaluation w/voting system

09.10-10.00 **Laparoscopic Equipment** **Chairmen:**
B. DALLEMAGNE

-  Organization and laparoscopes, cameras, insufflators...
-  New imaging modalities
-  Instruments
-  Surgical energy: principles and devices for electrosurgery and modern tissue fusion

10.05-10.55 **Basic Principles of Laparoscopic Surgery** S. PERRETTA




-  Operating room set-up
-  Review of the techniques of access to the peritoneal cavity
-  Trocar characteristics, risks, safe manipulation and positioning

11.00-11.30 Coffee Break (1F Cafeteria)
 – Registration for University Diploma at Reception Desk

11.30-11.55 **Laparoscopic Suturing**, Sewing, Knot Tying **Chairmen:**
黃士維 W. HUANG


Laparoscopic Surgery for Abdominal Emergencies

12.00-12.50 M. MENDOZA

-  Acute appendicitis
-  Laparoscopy in peritonitis
-  Laparoscopic surgery for acute cholecystitis

12.55-13.55 Lunch (1F Cafeteria)

13.55-14.10 **PRE-LAB SESSION IN AUDITORIUM** 黃士維 W. HUANG

-  Description of the lab rules 林忠葦 C. LIN









EXPERIMENTAL SESSION (Option B: Suture - Dry & Ex-vivo) – 3F Laboratory

Lab Demonstration

黃士維 W. HUANG & M. MENDOZA

14.10-16.10 Hands-On Session on Dry Box - Pad



Training Procedures:

-  Picking up of needle
-  Adjustment of needle angles
-  Driving through the needles right hand / left hand
-  Pulley method
-  Knot tying
-  Right hand only rotation
-  Proper tightening of knot
-  Continuous knot formation





16.10-16.25 Coffee Break

16.25-18.25 Hands-On Session on Ex-vivo Tissue

Training Procedures:

-  Gastrojejunostomy
-  Jejunojunostomy

Additional practice if have time:

-  Hernia suture
-  Choledochojejunostomy
-  Pancreaticojejunostomy
-  Bleeding control suture

18.25 pm End of session

18.40 pm Faculty & Participant Shuttlebus from IRCAD-Taiwan to Hotel - Evening Free

Day 2 - Tuesday, March 25th, 2025

08.00 am Faculty & Participant Shuttlebus from Hotel to IRCAD-Taiwan

08.20 am Evaluation of the previous day at reception desk (1F)

THEORETICAL SESSION – 1F Auditorium


Chairmen:

08.30-08.55

LIVE SURGERY – 1F Auditorium

Chairmen:

LIVE OR PRE-RECORDED OPERATIVE DEMONSTRATIONS


09.00-10.00  (cases to be determined)

10.00-10.30 Coffee Break (1F Cafeteria)


THEORETICAL SESSION – 1F Auditorium

Chairmen:


Laparoscopic Hernia Repair

10.30-10.45  Laparoscopic anatomy of inguinal hernia repair

B. SUTEDJA

10.50-11.05  Rationale of the laparoscopic approach (TAPP, TEP)


B. DALLEMAGNE

11.10-11.25  Ventral and incisional hernia: updated indications and techniques

黃士維 W. HUANG

11.30-12.20 **Laparoscopic Biliary Surgery**

M. MENDOZA


 Basic principles of laparoscopic cholecystectomy: critical view of safety


 Laparoscopic common bile duct exploration


12.30-13.30 Lunch (1F Cafeteria)

– Last day to register for University Diploma at Reception Desk

13.30-13.50 PRE-LAB SESSION IN AUDITORIUM

 Description of the lab rules

 Anatomy of the animal

 Surgical procedures




林忠葦 C. LIN

B. DALLEMAGNE

EXPERIMENTAL SESSION (Option B: Porcine) – 3F Laboratory

14.00-18.00 Hands-On Session on Live Tissue

Training Procedures:

-  TAPP inguinal hernia repair
-  Small bowel resection and anastomoses
-  Gastrojejunostomy

18.00 pm End of session

18.15 pm Faculty & Participant Shuttlebus from IRCAD-Taiwan to Hotel - Evening Free

Day 3 - Wednesday, March 26th, 2025

08.00 am Faculty & Participant Shuttlebus from Hotel to IRCAD-Taiwan

08.20 am Evaluation of the previous day at reception desk (1F)

THEORETICAL SESSION – 1F Auditorium


08.30-08.55 Minimally invasive surgery – State of the art in Africa

Chairmen:
O. COKER

LIVE SURGERY – 1F Auditorium

Chairmen:

LIVE OR PRE-RECORDED OPERATIVE DEMONSTRATIONS





09.00-10.30  (cases to be determined)

10.30-11.00 Coffee Break (1F Cafeteria)


THEORETICAL SESSION – 1F Auditorium

Chairmen:

Foregut Surgery


- 11.00-11.30  Surgical treatment of GERD & Hiatal Hernia
-  Achalasia
-  Laparoscopic Heller myotomy
-  Peroral endoscopic myotomy (POEM)

B. DALLEMAGNE
L. SWANSTROM

- 11.35-12.25  Radical Gastrectomy for Cancer
- Total Gastrectomy
 - Distal Gastrectomy

S.W. LEE

12.30-13.30 Lunch (1F Cafeteria)






13.30-13.50 PRE-LAB SESSION IN AUDITORIUM
 Description of the surgical procedures

林忠葦 C. LIN
 B. DALLEMAGNE

EXPERIMENTAL SESSION (Option B: Porcine) – 3F Laboratory

14.00-18.00 Hands-On Session on Live Tissue

Training Procedures:

-  Cholecystectomy
-  T-Tube insertion
-  Gastrojejunostomy-Stapling
-  Splenectomy
-  Fundoplication

18.00 End of session
 Evaluation of the day at reception desk (1F)

18.15 Participant Shuttlebus from IRCAD-Taiwan to Hotel - Evening Free
 Faculty Shuttlebus from IRCAD-Taiwan to Faculty Dinner

Day 4 - Thursday, March 27th, 2025

08.00 am Faculty & Participant Shuttlebus from Hotel to IRCAD-Taiwan



08.20 am Evaluation of the previous day at reception desk (1F)

THEORETICAL SESSION – 1F Auditorium

08.30-08.55 Development of a new Surgical Robot – from preclinical to clinical

Chairmen:
 P. CHIU

LIVE SURGERY – 1F Auditorium

09.00-11.30 LIVE OR PRE-RECORDED OPERATIVE DEMONSTRATIONS
 Laparoscopic Colorectal Surgery
 (cases to be determined)

Chairmen:
 歐金俊 J.J. OU

11.30-12.00 Coffee Break (1F Cafeteria)

THEORETICAL SESSION – 1F Auditorium

Chairmen: S. PERRETTA, P. RIVA

Bariatric and Metabolic Surgery		
12.00-12.20	(India @ 09:30 AM)	M. BHANDARI
	✚ Precision Bariatrics: A Phenotype-Based Approach to Sleeve Gastrectomy and Gastric Bypass (10 mins)	(videoconference)
	✚ Surgical management of common and difficult complications (10 mins)	
12.25-12.45	✚ Endoscopic management of bariatric complications: clinical cases discussion	S. PERRETTA, P. RIVA
	✚ The emerging role of bariatric endoscopy	S. PERRETTA
12.45-12.55	✚ Bariatric Surgery and AOMs: Rivals or Partners in Obesity Treatment? (10 mins)	M. BHANDARI (videoconference)
13.00-14.00	Lunch (1F Cafeteria)	

THEORETICAL SESSION – 1F Auditorium

14.00-14.20	PRE-LAB SESSION	林忠葦 C. LIN
	✚ Description of the surgical procedures	B. DALLEMAGNE

EXPERIMENTAL SESSION (Option B: Porcine) – 3F Laboratory

14.30-18.30	Hands-On Session on Live Tissue	
	Training Procedures:	
	✚ Dissection of the hepatic pedicle	
	✚ Partial liver resection	
	✚ Liver segmentectomy	
	Strasbourg University Diploma:	
	Proficiency Test (Only for enrolled candidates)	林忠葦 C. LIN
	✚ Validating procedure: small bowel resection / anastomoses	B. DALLEMAGNE
18.30 pm	End of session	
18.45 pm	Faculty & Participant Shuttlebus from IRCAD-Taiwan to Congress Dinner	
19.00 pm	Congress Dinner	

Day 5 - Friday, March 28th, 2025

08.00 am	Faculty & Participant Shuttlebus from Hotel to IRCAD-Taiwan
08.20 am	Evaluation of the previous day at reception desk (1F)

This program is subject to modification.

THEORETICAL SESSION – 1F Auditorium

08.30-08.55 Benign surgical colorectal diseases in Africa

Chairmen:
O. COKER

LIVE SURGERY – 1F Auditorium

09.00-10.30 **LIVE OR PRE-RECORDED OPERATIVE DEMONSTRATIONS**
✚ (cases to be determined)

Chairmen:

10.30-11.00 Coffee Break (1F Cafeteria)

Chairmen: 陳建志 C.C. CHEN

Colorectal Surgery

11.00-11.50 ✚ Laparoscopic right and left colectomy
✚ TME total mesorectal excision in rectal cancer

TBD

11.50-12.30 ✚ Transanal TME and TEM Robotic surgery

陳建志 C.C. CHEN

12.30-14.00 Lunch (1F Cafeteria)

13.30-14.00 **Strasbourg University Diploma:**
Proficiency Test (Only for enrolled candidates)
✚ Multiple choice questions

林忠葦 C. LIN
B. DALLEMAGNE
(1F Auditorium)

THEORETICAL SESSION – 1F Auditorium

14.00-14.25 **Laparoscopic Hepatic Surgery:** a stepwise approach

Chairmen:
林忠葦 C. LIN

14.30-14.55 **Pancreatic Surgery**
✚ Enucleation and distal pancreatectomy

B. DALLEMAGNE

15.00-15.40 **THE FUTURE OF SURGERY IS FLEXIBLE**

S. PERRETTA

15.40 pm End of the course
Evaluation of the day
Delivery of certificate of attendance
Strasbourg University Diplomas for successful candidates will be mailed directly by France

15.55 pm Participant & Faculty Shuttlebus from IRCAD-Taiwan to Hotel & Taichung HSR Station