

PROGRAM

ASIA IRCAD - TAIWAN

HANDS-ON LAPAROSCOPIC BILE DUCT EXPLORATION & CHOLEDOCHOSCOPY COURSE

DECEMBER 16 - 17, 2023



PRESIDENT

Jacques MARESCAUX

*President, IRCAD/EITS
University of Strasbourg, France*

CHAIRMAN

黃明和 Min-Ho HUANG

*President, IRCAD Taiwan/AITS
Show Chwan Memorial Hospital,
Changhua, Taiwan*

DIRECTOR

黃士維 Wayne Shih-Wei HUANG

*Dean, IRCAD Taiwan/AITS
Show Chwan Memorial Hospital,
Changhua, Taiwan*

COURSE DIRECTOR

Ahmad NASSAR

*University Hospital Monklands,
Lanarkshire, UK*

COURSE DIRECTOR

莊樹宏 Shu-Hung CHUANG

*Kaohsiung Medical University
Chung-Ho Memorial Hospital,
Kaohsiung, Taiwan*

OBJECTIVES

- Advanced procedure-based course highlighting the technical and logistical aspects of laparoscopic exploration of the bile duct and advanced biliary surgery for complex cases
- Designed for consultant surgeons and senior trainees who have mastered the skills of routine and emergency laparoscopic cholecystectomy and may already have experience with intra-operative cholangiography
- Familiarization of the technical aspects through short interactive talks
- Major component of hands-on practice on well-designed animal tissue models and live animals

METHODS OF TEACHING

- Short talks, wet lab, hands-on practice, and interactive discussions
- Major hands-on component with opportunities for repeat practice of cholangiography, trans-cystic duct cannulation and exploration, choledochotomy exploration and various methods of biliary drainage
- Emphasis on the handling and optimal use of 3mm & 5mm choledochoscopes
- Well-designed animal tissue models allow for task repetition and skills development and consolidation
- Combined with a workshop of live animal surgery demonstration of the setup and techniques of cholangiography and bile duct exploration

INTERNATIONAL FACULTY

- | | |
|-------------------------|--|
| ✚ Ahmad NASSAR (UK) | ✚ Ike Miguel C. MENDOZA (Philippines) |
| ✚ Akiko UMEZAWA (Japan) | ✚ Juvie Vivencio Jose III P. VILLAFLORES (Philippines) |

TAIWAN FACULTY

- | | |
|--------------------------------------|--|
| ✚ 黃士維 Wayne Shih-Wei HUANG – 秀傳紀念醫院 | ✚ 莊樹宏 Shu-Hung CHUANG - 高雄醫學大學附設中和紀念醫院 |
| ✚ 林忠葦 Charles Chung-Wei LIN – 秀傳紀念醫院 | ✚ 王森稔 Shen-Nien WANG – 高雄醫學大學附設中和紀念醫院 |
| ✚ 周德敖 George Dev-Aur Chou– 秀傳紀念醫院 | ✚ 蘇峻民 Jimmy Chun-Min SU - 高雄市立岡山醫院 |

微創中心課程負責人 Course Manager	柯宜汝 Sara 0937-929-310
Location	彰濱秀傳亞洲遠距微創手術中心 IRCAD-Taiwan (Asian Institute of TeleSurgery)
Address	505 彰化縣鹿港鎮鹿工路 6-1 號 No. 6-1, Lugong Rd., Lukang Township, Changhua County, 505
Tel	+886-4-781-2988

ASIA IRCAD - TAIWAN

ADVANCED BILIARY SURGERY & HANDS-ON CHOLEDOCHOSCOPY COURSE

交通車時刻表 Shuttlebus Time Schedule	
出發時間 Departure Time	路線 Route
Day 1: December 16 (星期六 Saturday)	
07.30	鹿港永樂酒店 → 彰濱秀傳微創手術中心 Union House Lukang → IRCAD-Taiwan
17.30	彰濱秀傳微創手術中心 → 大會晚宴 IRCAD-Taiwan → Congress Dinner
20.00	大會晚宴 → 鹿港永樂酒店 → 樂活紓壓俱樂部 Congress Dinner → Union House Lukang → LOHAS RELAXING CLUB Lukang
Day 2: December 17 (星期日 Sunday)	
08.10	鹿港永樂酒店 → 彰濱秀傳微創手術中心 Union House Lukang → IRCAD-Taiwan
18.15	彰濱秀傳微創手術中心 → 台中烏日高鐵站 IRCAD-Taiwan → Taichung High Speed Rail Station

*如需放置行李，櫃台後方設有行李間，請當日退房後帶至中心。

*自行開車者，可將車輛停放於醫院內停車格，於課程結束後至櫃檯領取免費停車卷。

*需要計程車接送者，請提前告知我們工作人員，方便為您安排。

Luggage storage, parking ticket, and taxi reservation is available at IRCAD-Taiwan. Please let us know when needed.

特約飯店資訊 Hotel Info :	鹿港永樂酒店 UNION HOUSE Lukang
Address :	505 彰化縣鹿港鎮三民路 152 號 No. 152, Sanmin Road, Lukang Township, Changhua County, 505
Tel :	+886-04-776-2999
特約飯店資訊 Hotel Info :	樂活紓壓俱樂部 LOHAS RELAXING CLUB Lukang
Address :	505 彰化縣鹿港鎮鹿工路 6 號 (彰濱秀傳 心理健康大樓 2F) 2F, No. 6-2, Lugong Road, Lukang Township, Changhua County, 505 (Chang Bing Show Chwan Memorial Hospital – Mental Health Building 2F)
Tel :	+886-04-776-2999

Day 1 – Saturday, December 16, 2023

07.30 am Participant Shuttlebus from Lukang Hotel to IRCAD-Taiwan








08.00 am Registration & Take Photo for Course Booklet

MORNING

THEORETICAL SESSION - 1F Auditorium



08.20 am	Welcome to participants	黃士維 W. HUANG & A. NASSAR
08.30-08.40	Single session management of bile duct stones: philosophy, evidence and training	A. NASSAR
08.40-08.50	Service design: protocol, instruments, logistics	A. NASSAR
08.50-09.00	Cholangiography: methods, interpretation and procedure selection	A. UMEZAWA
09.00-09.10	The difficult IOC: trouble shooting	A. NASSAR
09.10-09.20	Transcystic exploration; indications and case selection	莊樹宏 S.H. CHUANG
09.20-09.30	Choledochotomy exploration: indications and technique	A. UMEZAWA
09.30-09.40	The difficult exploration: multiple, large and impacted stones	A. NASSAR
	Group Photo (1F Cafeteria) Transfer from auditorium to laboratory – change into lab clothes	
09.40-10.00	Coffee Break	

PRACTICAL SESSION (Ex-vivo Tissue) - 3F Laboratory



	Ex-vivo Tissue Model: Cow or Goat Liver Model	ALL FACULTIES
	 Lab Demonstration	A. NASSAR
10.00-11.00	 Cholangiography, cannulation, catheters, clamps vs. free cannula, basket in catheter  Cholangiography Station - C-ARM practice  Handling and care of the choledochoscope	
11.00-12.30	 Transcystic exploration: blind trawling, basket-in catheter, types of baskets, 3mm choledochoscopy  Intrahepatic choledochoscopy; “Wiper-Blade Maneuver”  Choledochotomy exploration: site, size, optimal use of instruments, and different techniques of stone extraction	
12.30-13.30	Lunch	

AFTERNOON


THEORETICAL SESSION - 1F Auditorium

13.30-13.40	 Biliary drainage: primary closure vs transcystic or T-Tube drainage, inserting, and securing drains	莊樹宏 S.H. CHUANG
13.40-13.50	 Postoperative care: biliary and other drains, cholangiography, follow-up	A. NASSAR

PRACTICAL SESSION (Ex-vivo Tissue) - 3F Laboratory

13.50-16.30	Ex-vivo Tissue Model: Cow or Goat Liver Model	ALL FACULTIES
	 Lab Demonstration	A. NASSAR
	 Choledochotomy, stone extraction, biliary drainage and suturing	

16.30-16.45 Coffee Break

16.45-17.15  Case presentations and interactive discussion ALL FACULTIES

17.15 pm End of session

17.30 pm Faculty & Participant Shuttlebus from IRCAD-Taiwan to Congress Banquet

17.45 pm CBD Congress Banquet

19.45 pm Faculty & Participant Shuttlebus from Congress Banquet to Hotel

Day 2 - Sunday, December 17, 2023



08.10 am Participant Shuttlebus from Lugang Hotel to IRCAD-Taiwan

MORNING

THEORETICAL SESSION

08.40-08.50	Minimal access or minimally invasive cholecystectomy Minimising complications: optimal access, adhesiolysis, advanced dissection and closure	A. UMEZAWA
08.50-09.00	Biliary surgery in: the obese, abdominal scars, previous biliary surgery	莊樹宏 S.H. CHUANG
09.00-09.10	One-stop management of biliary emergencies, doing our best?! Optimal management of biliary emergencies, setup, referral protocols and scheduling	A. NASSAR
09.10-09.20	Conservative management: when do we need MRCP and ERCP? Transfer from auditorium to laboratory – change into lab clothes	A. NASSAR


PRACTICAL SESSION (Live Tissue/Porcine) - 3F Laboratory

09.20-12.10	Hands-On Practice: Live Tissue/Porcine	ALL FACULTIES
	 Lab Demonstration	莊樹宏 S.H. CHUANG & 蘇峻民 J. SU
	 Cholangiography, transcystic exploration and biliary drainage	

12.10-13.10 Lunch

AFTERNOON

PRACTICAL SESSION (Live Tissue/Porcine) - 3F Laboratory

13.10-15.45	Hands-On Practice: Live Tissue/Porcine
	 Cholangiography, transcystic exploration and biliary drainage

15.45-16.00 Coffee Break

THEORETICAL SESSION

16.00-16.10	Reflections on safety markers used in the Difficult Choelcystectomy	A. NASSAR
16.10-16.20	The Critical View of Safety, how safe?	A. NASSAR
16.20-16.30	Complex cases: Mirizzi Syndrome, cholecystoenteric fistula	莊樹宏 S.H. CHUANG
16.30-16.40	Salvage strategies: intravesical approach, fundus-first dissection, subtotal cholecystectomy, cholecystostomy, conversion, abandon	A. NASSAR
16.40-16.50	Fundamentals in Preventing Bile Duct Injury	M. MENDOZA
16.50-17.00	The role of ICG and AI in cholecystectomy safety; real or experimental?	J. VILLAFLORES
17.00-17.10	Predictors of difficult gallbladder surgery: how to respond?	J. VILLAFLORES
17.10-17.20	Case presentations and interactive discussion	
17.20-17.30	Short case scenarios and discussion	
17.30 pm	End of session Delivery of certificate of attendance	
17.45 pm	Faculty & Participant Shuttlebus from IRCAD-Taiwan to Taichung HSR Station & Hotel	